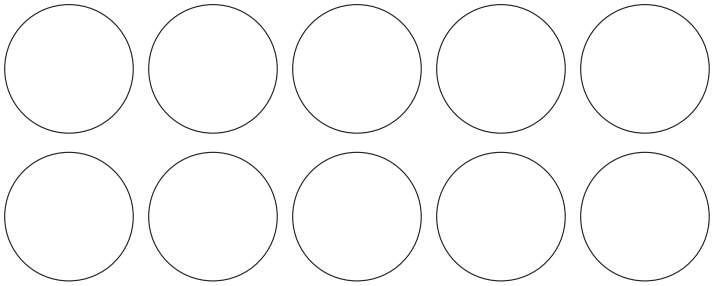
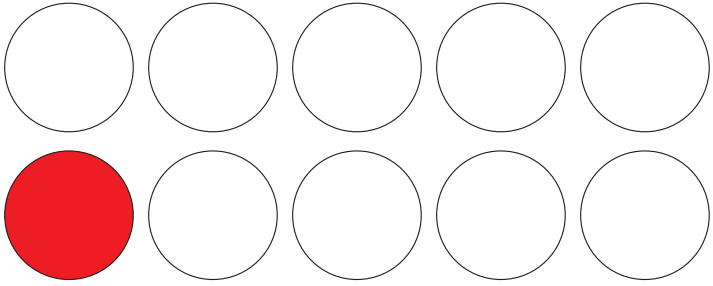
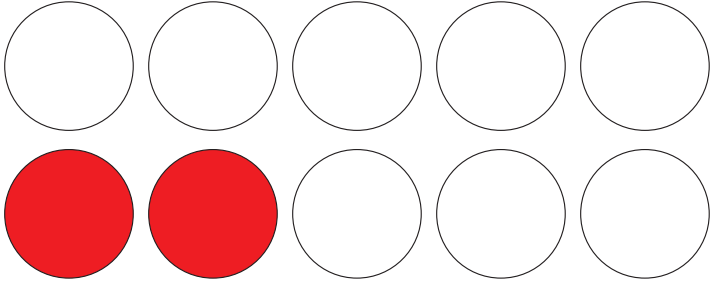
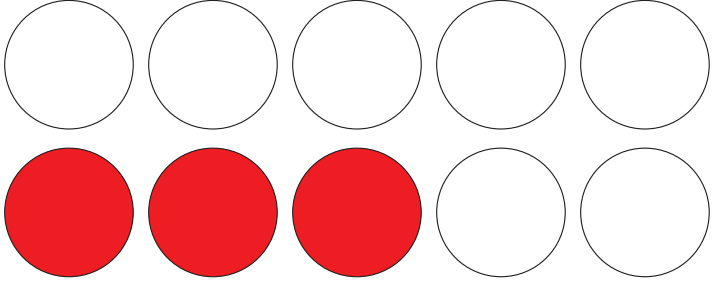
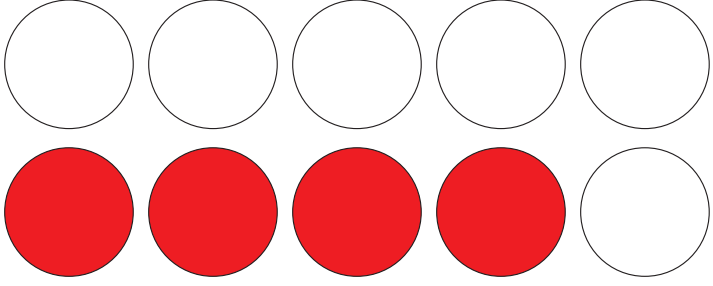
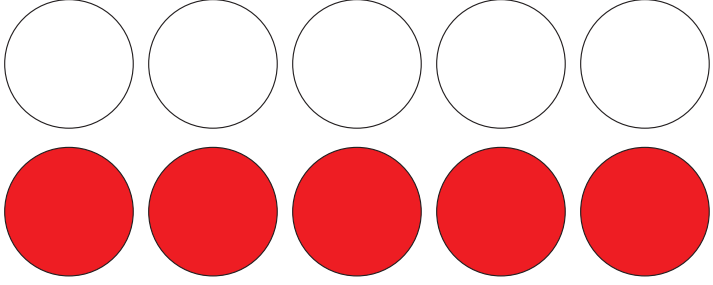


# Rechenschiffe 10



# Rechenschiffe 10

The worksheet consists of five rows, each representing a ship. Each ship is a 2x5 grid of circles. The number of red circles in each row is as follows:

- Row 1: 1 red circle, 4 white circles
- Row 2: 2 red circles, 3 white circles
- Row 3: 3 red circles, 2 white circles
- Row 4: 4 red circles, 1 white circle
- Row 5: 5 red circles, 0 white circles

To the right of each row is a large empty rectangular box for writing. A scissors icon is located in the top right corner of the grid area.

*Die Rechenschiffe können mit einer Musterbeutelklammer aneinander geheftet werden.*